

Personalised Infosheet

1.5L Petrol 4WD Automatic

TERIOS



Engine

Model	3SZ
Type	In-line, 4 Cylinder, 16 Valve, DOHC with Dynamic Variable Valve Timing (DVVT)
Location	Front, Longitudinal
Capacity	1495 cc
Bore	72.0 mm
Stroke	91.8 mm
Compression Ratio	10.0:1
Max Output EEC	77 kW @ 6000 rpm
Max Torque EEC	140 Nm @ 4400 rpm
Injection Type	Electronic Fuel Injection (EFI)
Fuel Type	91 Octane Petrol
Fuel Consumption : Combined (Australian Design Rule - 81/01)	8.5 l/100 km * Laboratory results for comparative purposes only, actual results may vary.
Battery Voltage	12 Volts
Alternator	70 Amps
Starter	0.8 kW

Features

- 16 Valve DOHC Engine

Engine Features continued

- Dynamic Variable Valve Timing (DVVT)
- Electronic Direct Ignition System (DIS)
- Electronic Fuel Injection (EFI)
- Inline 4 Cylinder Engine

Dimensions and Weight

Overall Length	4055 mm
Overall Width	1695 mm
Overall Height	1690 mm
Wheelbase	2580 mm
Front Track	1450 mm
Rear Track	1460 mm
Min Ground Clearance	200 mm
Kerb Weight	1180 kg
Gross Weight	1720 kg
Towing Capacity Braked	1350 kg
Towing Capacity Unbraked	400 kg
Seating Capacity	5
Luggage Capacity	380 litres

Transmission

Type	4 Speed Automatic
Gear 1 Ratio	2.731
Gear 2 Ratio	1.526
Gear 3 Ratio	1.000
Gear 4 Ratio	0.696
Reverse Gear Ratio	2.290
Final Drive Ratio	5.571
Drive Type	Full Time 4WD, Centre Differential with Lock, Limited Slip Rear Differential

Features

- 4 Speed Electronically Controlled Automatic Transmission

Suspension

Front	MacPherson strut with coil springs
Rear	5-link rigid axle with coil springs

Steering

Type	Power-assisted rack and pinion
Ratio	17.2
Min Turning Circle	9.8 m
Turns Lock to Lock	3.6

Features	<ul style="list-style-type: none"> • Power-Assisted Rack and Pinion Steering
----------	---

Brakes

Type	Power-assisted solid front disc and rear drum brakes with an anti-lock braking system (ABS), electronic brake-force distribution (EBD), and brake assist (BA).
------	--

Parking Brake	Centre floor lever type mechanical parking brake
---------------	--

Features	<ul style="list-style-type: none"> • Centre Floor Lever Type Mechanical Parking Brake
----------	--

Wheels and Tyres

Wheel Size	6.5JJ x 16"
Wheel Type	Steel wheels
Tyre Size	215/65 R16
Tyre Type	Steel belted radial ply tyres

Features	<ul style="list-style-type: none"> • Full size spare tyre • Steel Belted Radial Ply Tyres
----------	---

Exterior Features

Features	<ul style="list-style-type: none"> • Black Electric Exterior Rear View Mirrors • Black Front and Rear Mudflaps • Body Coloured Exterior Door Handles • Body Coloured Front and Rear Bumpers • Front Roof Mounted Radio Antenna • Green Tinted Rear Side and Rear Glass • Halogen Headlights • High Stop Light • Luggage Area Exterior Door Handle • Manual Headlight Levelling • Rear Fog Light
----------	--

Exterior Features continued

- Rear Wiper
- Side Door Impact Bars
- Soft Spare Wheel Cover

Interior Features

Features

- 2x3 Point ALR/ELR Outer Rear Seat Belts with 1x3 Point ELR Centre Belt
- 3 Spoke Soft Feel Urethane Steering Wheel
- 3 point ELR Front Seat Belts with Pre-tensioners & Force Limiters
- 60/40 Split Folding Rear Seats with Recline Function
- AM/FM Radio and Single Disc In-Dash CD Player with 4 Speakers
- Accessory Power Outlet
- Adjustable Front Seat Belt Anchors
- Air Conditioning
- Centre Differential Lock Switch
- Child Proof Rear Door Locks
- Child Restraint Anchor Points
- Coat Hook
- Day/Night Interior Rear View Mirror
- Dial Type Heater Controls
- Digital Clock
- Door Armrests
- Door Operated Front and Centre Interior Room Lights
- Driver and Passenger Front and Side Airbags
- Driver and Passenger Seat Belt Warning Lights
- Driver's Footrest
- Driver's Seat Height Adjustment
- Engine Immobiliser
- Fabric Seat Material
- Front Seat Back Pockets
- Front Seats with Slide and Recline Functions
- Front Sunvisors with Vanity Mirrors
- Front and Rear Door Pockets
- Front and Rear Headrests with Height Adjustment
- Front and Rear Passenger Assist Grips
- Gear Shift Position Indicator on Gear Lever and Instrument Panel
- Glovebox
- Interior Floor Carpet
- Luggage Area Light
- Moulded Door Trims

Interior Features continued




- Painted Inside Door Grip
- Power Windows with Driver's Side Auto Down
- Rear Demister
- Remote Central Door Locking
- Remote Fuel Lid Release
- Storage Area Under Rear Seats
- Sunglasses Holder
- Tachometer
- Tilt Steering
- Tinted Laminated Windscreen
- Trinket Box
- Twin Trip Meters
- Washer-linked Intermittent Wipers

Colours & Trim

METALLIC

-  Black Mica
-  Blue Mica Metallic
-  Grey Metallic
-  Lime Green Mica Metallic
-  Silver Metallic

NON-METALLIC

-  Red
 -  White
 -  Yellow / Firm Dealer Order (Two Tone)
-